











There are many signals that you will give to players and fellow officials. However, to 'survive' a game, these are the signals you MUST know (in rough order of execution).

 <p>Ready for Kickoff</p>	 <p>Start the Clock</p>	 <p>Kill the Clock</p>
 <p>Got Eleven</p>	 <p>Too Few Players</p>	 <p>Too Many Players</p>
 <p>Off the Line</p>	<p><i>If your outside receiver asks (or points to you), you may say, "you're on" or "you're off". Do NOT say "you're good".</i></p> <p>On the Line</p>	 <p>Back on the Line</p>
 <p>Wrong Down on Box (fingers showing correct down)</p>	 <p>Touchdown</p>	<p>CHALLENGE YOURSELF Learn all of the penalty signals on pages 92-93 in the NFHS Rule Book</p>

DISCUSSION POINTS

- How to signal a time-out to the white hat
- How to blow your whistle